




Travel Varix System /TVS/

TVS is a mobile compression pantie girdle, with electronic pressure massage of bottom varices.

Simple and original solution of prevention of so called heavy legs during long journeys by a car, train, airplane and at sedentary jobs.



Preface

Thank you for purchase of TVS product from ZADAKO company and we wish you satisfaction with our product throughout whole period of its utilization.

Carefully study the whole operating instructions before its first utilization and then store it. Also ensure, that other persons who will manipulate with product, are familiarized with this instruction.

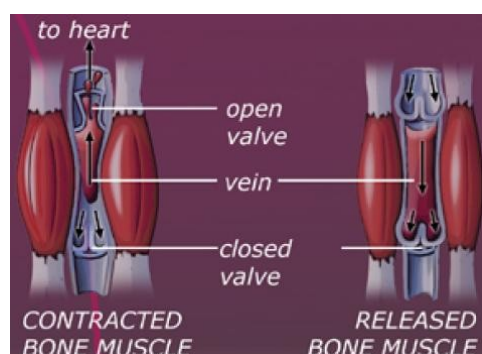
Description:

Utilization of TVS massage device helps to heal chronic and acute pains of muscles and cramps. Thanks to its functions it supports degradation of substances which block pains, thus preventing further spreading of pain.

For whom is the massage device intended?

- for students of high schools and universities, teenagers and seniors,
- for persons working on computer on a long-term basis, accountants, clerks, teachers, drivers
- for all persons performing exhaustive and mentally demanding jobs and for persons who can easily get tired.

Sitting without movement, with hang down and bended legs significantly reduces flow in deep veins, reduces natural tension of vastus muscles, what leads to further influx of vein blood, increases its coagulation and therefore risk of thrombus, rising with the age, further diseases and utilization of hormone preparations. Thrombus is a blood coagulation, gathered bellow vein flaps, due to mentioned risks. The blood coagulation is extremely dangerous, there is a risk of its separation and created is so called embole, what can put the life of struck person into danger.



The TVS graduated compression softly presses on the vein capillaries, thus ensuring acceleration of the blood flow and supporting elasticity of veins, thus preventing creation of thrombus.

Application:

By a simple application before driving or in the office, TVS ensures comfort compression of bottom veins, especially from an ankle up to calf. Even application of the pantie girdle itself corresponds to the need ensuring compression of internal veins in a quiescent condition. By repeated application upon muscle tissues, thanks to constant inflation and deflection - shrinkage of massage pad, the muscle tonus is released and muscle pain is removed, or various edema and pains of legs are being healed. Also the correct recovery of muscle activity after various injuries, or due to effect of aging is retained.

Pushbuttons on panel of the electric gadget allow pneumatic massage of the veins.

- 1) compression 2,5 kPa - flash of pilot light (red light)
- 2) compression 5,0 kPa- double flash of pilot light
- 3) compression 7,5 kPa- triple flash

Comparing table of compressive stockings and pantie girdle:

	Evening edema Varicosity Telangiectasia	Varices without complications	Varices with complications	After sclerotherapy	After surgery	Ulcers of knee area (after edema resorption)	Skin changes	Venous insufficiency in pregnancy	Prevention of deep venous thrombosis	Deep venous thrombosis	Posttrombotický syndrome	Lymphedema
10-15 mmHg	▲▲	▲▲						▲▲	▲▲			
15-20 mmHg		▲▲	▲	▲▲	▲▲			▲▲	▲▲			
20-36 mmHg			▲▲	▲	▲▲	▲▲	▲▲	▲		▲▲	▲▲	
< 36 mmHg							▲				▲	▲▲

This product represents new generation of health care, based on latest knowledge from a field of physics and bioelectronics, on knowhow of many years of clinic practice.

Important safety warnings:

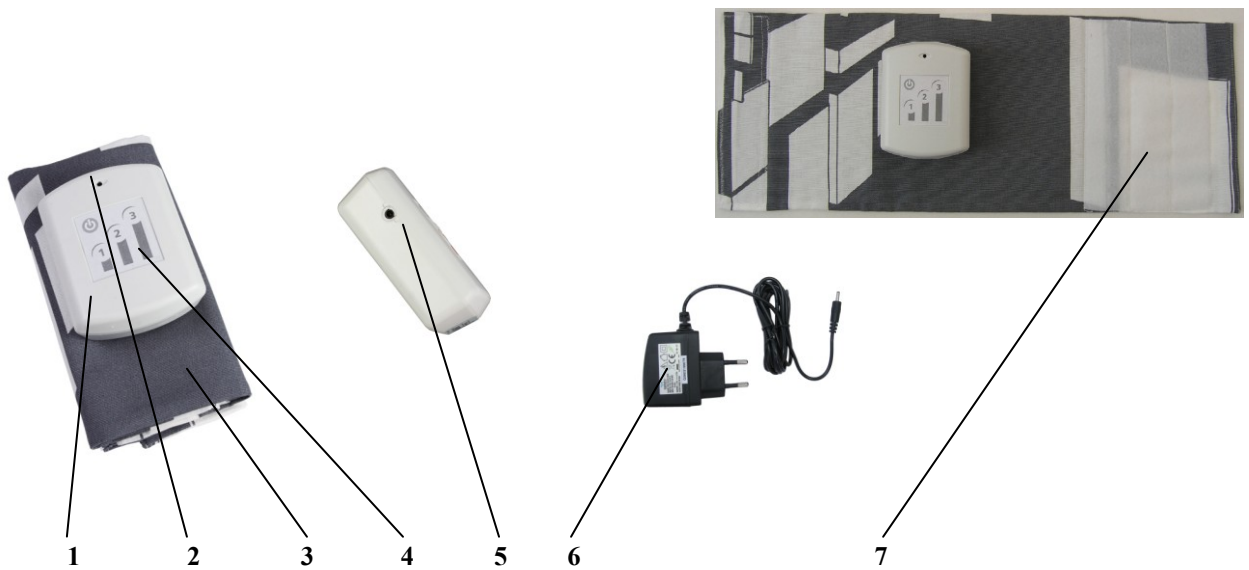
- Check whether voltage corresponds to values on line adapter type plate.
- Do not clean this device by water or by chemical substances.
- Do not leave the appliance unattended while turned ON, event. connected into receptacle of line voltage.
- The function selector must be during connection into receptacle and disconnection of the line adapter from mains receptacle in position O (Turned OFF).
- Do not allow children or irresponsible people to tamper with equipment, use it outside their reach. Pay increased attention if the equipment is used in vicinity of children.
- Do not use equipment for other purposes than stated in operating instructions.
- For cleaning of this equipment or its textile creeling do not use raw or chemically aggressive substances.
- Do not use this equipment if it does not work properly, if fallen, damaged or wet into liquid. Have it tested and repaired by authorized service center.
- Do not use other accessories than recommended by the manufacturer.
- Do not touch this equipment by wet or moist hands.
- Do not submerge flexible cord from mains adapter into water, nor any other liquid.
- Do not try to repair this equipment. Call for authorized service.
- Do not use this gadget close to shower, bathtub, washbasin, swimming pool and other vessels with water.
- Do not expose this gadget to direct sun shine.
- Should you have any health issues, discuss with medicine specialist before first application of this gadget.
- If this gadget is stored without use for more than 6 months, remove it from packing, check it and use at least one hour.

Transport and handling:

This equipment is provided by a simple system, protecting it against shocks and vibrations. Therefore it is suitable for transportation by an airplane, train, automobile and ship. But it must be protected against rain, snow and strong shocks.

Product description:

1. Device
2. Signaling LED
3. Compression pantie girdle
4. Control keyboard
5. Feeding connector
6. Mains adapter
7. Velcro fastener



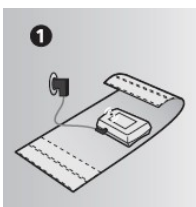
Warning:

- Pregnant women, diabetics, people suffering by varicose veins and phlebitis, as well as sick people should before application of this device consult with physician.
- Massage should be pleasant and relaxing. If you feel pain or you have unpleasant feeling, consult with your physician.
- Do not use this device on irritated, burnt or swollen places or places with wounded skin or erythra.
- Do not use this device longer than 30 minutes.

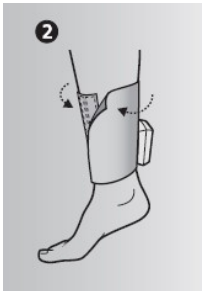
This compression pantie girdle is provided by nanoparticles of silver and its micro-capsules are anchored in the fiber pores.

Instructions for use:

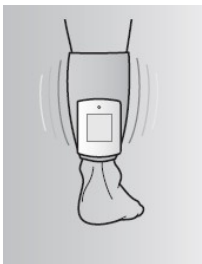
- Remove device from plastic bag
- TVS device must be charged before use.
- Unfold the feeding cable for mains adapter.
- Insert connector of mains adapter to the device fig.1 and connect adapter to mains 230 V



- While charging, the signalization LED flashes in one second intervals.
- After charging is complete, LED glows permanently and adapter can be disconnected.
- Maximum charging time is 6 hours. Maximum work of TVS is 6 hours.
- Enlace TVS by adequate force around a leg fig. 2 just above foot and connect it by a velcro fastener.



- Start the device by brief holding of pushbutton of massage level selection 1, 2 or 3.
- System is automatically adjusted to cycles of inflation/deflection.
- After 30 minutes switch the system by pushbutton OFF.
- Another cycle of vein massage is recommended after 1 hour of operation.
- Noise level: 49 dB



Warning:
TVS must not be used while charging and the device is connected to adapter.

Enjoy massage of your muscles in convenience of your home according to your fantasy. Thanks to its three operating functions, the massage apparatus TVS can easily handle massage on the high level.

Reasons why to decide for TVS - massage apparatus:

- TVS is ideal for relaxing massages of tired muscles.
- Function for stimulation of blood circulation.

Maintenance and cleaning:

Attention!

In this device are built-in rechargeable batteries. Do not try to replace them, let to do it by special service. Before cleaning, assembly and disassembly of accessories, as well as after utilization of this device turn off, event. disconnect network adapter from mains receptacle.

For cleaning of surface of device use only wet cloth, do not use cleaning detergents or hard objects, as these can damage surface of this device.

Never clean this device under flowing water, do not rinse it, neither submerge into water!

Maintenance of larger nature or repair requiring intervention into internal parts of product must be performed by specialized service.

Environmental protection:

Prefer recycling of packing materials and old devices.

Plastic bags from polyethylene (PE) hand over to collection place of material for recycling.

Recycling of device at the end of its life:

Symbol on the product and its packing indicates that this product does not belong into household waste. It is necessary to take it to collection place for recycling of electric and electronic devices. By ensuring proper liquidation of this product you can help to prevent negative consequences to the environment and human health, which could be otherwise caused by unsuitable liquidation of this product. For detailed information about recycling of this products ask your local authority, services for liquidation of household waste, or in a store where you purchased this product.

Manufacturer and distributor:**ZADAKO, Ltd.**

Segnáre 17
841 03 Bratislava
Slovakia

Tel: +421 2 64531086
Fax: +421 2 64531084
sales@zadako.com
www.zadako.com